

# ALESSI

ALESSI PLISSÉ  
DESIGN BY MICHELE DE LUCCHI


2024

EN

SLOT 3

ALESSI.COM

ALESSI S.P.A VIA PRIVATA ALESSI, 6  
28887 CRUSINALLO (VB) ITALIA



CODE LM9014/W



CODE LM9014/WUK

# Haute couture electrical appliances

Plissé - this product's very name declares the sculptural nature of its design: like a fabric that a thick pleating transforms into a three-dimensional shape, these objects are reminiscent of an haute couture dress. Designed by Michele De Lucchi, the Plissé collection combines functional aspects with a plastic and fascinating design that reveals the creator's architectural background, as well as his passion for the handicraft and for sculpture. Like a dress sculpted by a fashion designer, these are beautiful objects to be left on display on your kitchen top.

ALESSI PLISSÉ  
DESIGN BY MICHELE DE LUCCHI



DEDICATED TO


To fans of timeless shapes, in design, art and fashion, the Plissé collection has an unmistakable soul and look.



# Michele De Lucchi

PLISSÉ MILK FROTHER

PULCINA ESPRESSO COFFEE MAKER



## BIO

Born in 1951, Michele De Lucchi has been a leading figure on the Italian architecture and design scene, and has also conquered the international scene since the mid-1980s. De Lucchi's work is constantly evolving: from architecture to product design, from academic work to corporate image consultancy. For Alessi he has designed objects with an immediately iconic design such as the Pulcina coffee maker and the Plissé series of domestic appliances.

## QUOTE

**“With the skilful and creative use of pleating, fashion designers shape fabrics and create clothes like sculptural works of art. Plissé is shaped from a pleated sheet of paper and crafted by Alessi like a beautiful sartorial object.” Michele De Lucchi**



# Plissé break

A capsule coffee machine extends the successful Plissé collection with the now iconic design by Michele De Lucchi. The project was developed in collaboration with L'OR, a French company that specialises in offering coffee lovers the best coffee selection. The mechanical component of this new machine is based on the proven "Barista" model produced by Versuni for L'OR to enhance the company's high-quality range of coffee capsules. In an elegant interplay of folded volumes, the Alessi machine takes shape and enhances its functional

performance in a refined design inspired by architecture.

PORTIONED CAPSULE  
COFFEE MACHINE PLISSÉ  
DESIGN BY MICHELE DE LUCCHI



DEDICATED TO

**For anyone who wants to start their day with a tasty, simple and quick coffee. For those who want to surround themselves with functional objects of expressive architectural design both at home and at work.**



# About L'Or

CAPSULE COFFEE MACHINE BASED ON THE L'OR BARISTA SUBLIME.

L'OR was born in France with the goal of offering the finest selection of coffees to coffee lovers around the world. Each L'OR blend is created by a team of passionate Coffee Artists and designed to deliver layers of flavor and aroma, which touch all of the senses for a uniquely engaging coffee experience.



MDL18 - PLISSÉ - PORTIONED CAPSULE COFFEE MACHINE IN THERMOPLASTIC RESIN AND STAINLESS STEEL.

## VARIANTS



CODE LM9014/W  
L'OR BARISTA BY  
ALESSI  
WHITE COLOR  
EUROPEAN PLUG.  
220-240V  
CM 15,7 X 40,2  
H CM 27,6




CODE LM9014/WUK  
L'OR BARISTA BY  
ALESSI  
WHITE COLOR  
ENGLISH PLUG.  
220-240V  
CM 15,7 X 40,2  
H CM 27,6



## DESIGN NOTES

## Original details

Michele De Lucchi has completely redesigned the exterior of the “Barista” model, including details such as the brushed metal drip tray, which has a pattern of concentric holes to find the right position for the cups.



Adjustable drip tray for cups of different sizes

The machine drip tray can easily be adjusted to your large mug or latte macchiato glass. Simply remove the larger drip tray and enjoy your long coffee mug.

At home and in the office

Thanks to the elegant pleated look, the machine fits into any environment and always looks harmonious both at home and in the office.



Architecture for the home

An expressive and original design that makes unmistakable reference to the architectural and sculptural forms created by Michele De Lucchi.



## SUSTAINABILITY AND SAFETY

**Tested and certified to ensure user safety.**

**Non-slip base to ensure stability during use.**

**Waste Electrical and Electronic Equipment (WEEE/RAEE) Directive included in the package.**

## WARRANTY AND AFTER SALES

**2-year guarantee**

**After sales service, repair and maintenance through the L'Or portal at this link: [www.lor.home.id](http://www.lor.home.id)**

## TECHNICAL FEATURES

## VERSATILE

L'Or Barista coffee machine is designed to work with the exclusive L'OR Barista double shot capsules and L'Or Espresso single shot capsules. The L'OR Barista coffee machine is also compatible with Nespresso® capsules.



## CLEVER

L'Or Barista Smart Dual Capsule Recognition Technology automatically detects the capsule size and adjusts to the optimal coffee setting for each coffee recipe.

## BREW 2 COFFEES AT ONCE OR 1 DOUBLE COFFEE IN A SINGLE CUP

L'Or Barista System allows you to brew two cups of espresso or a double espresso in a single cup thanks to the exclusive L'OR Barista double shot capsules. Enjoy ristretto for two or double espresso just for you.



## QUANTITY AND CONCENTRATION CAN BE CUSTOMISED

You can personalize your coffee volumes from 20 ml to 270 ml. Easily adjust the coffee length of your beverage to your taste preference and enjoy your perfect cup of coffee. Each individual concentration level can also be customised further and saved.



## CAPACITY

The capacity of the water tank is 0,8 liters.



## DIRECT START-UP AND AUTOMATIC SWITCH-OFF

With the direct start function, the desired coffee can be brewed at the touch of a button. Once the coffee has been prepared, the appliance switches off automatically to save energy. Brew your favorite coffee drinks with L'OR Barista System. Enjoy a ristretto, espresso, lungo and more with L'Or Espresso single shot capsules, or double your pleasure thanks to the exclusive L'OR Barista double shot capsules.





UP TO 19 BARS OF PRESSURE FOR PERFECT ESPRESSO

Savour the taste of true espresso. L'OR Barista System brews coffee at high pressure, up to 19 bar, to ensure true espresso quality, with a smooth velvety crema.



EASE OF USE AND CONFORT

- Brew stop
- Removable water tank
- Removable spout
- Automatic shut-off
- Removable drip-tray

#### CLEANING AND MAINTENANCE

EASY TO CLEAN

Clean the outside of the appliance with a soft, damp cloth. Do not use aggressive cleaning agents or those containing abrasives. Clean the water tank under hot running water, not in the dishwasher. The coffee spout, rinse water collector, compartment for used capsules, drip tray and cup holder can be cleaned under running water or in the dishwasher.

MAINTENANCE-FRIENDLY

A special sequence of indicator lights shows when the limescale cleaning process needs to be carried out. The process takes around 40 minutes and includes a descaling and a rinsing cycle.

SUSTAINABILITY

Power consumption stand-by: <0.5 W  
Power consumption brewing: 1450 W

PACKAGING

Glossy packaging specifically for the collaboration with L'OR.

TECHNICAL SPECIFICATIONS

- Voltage: 220-240 V
- Cord length: 0,8 m
- Frequency: 50-60 Hz
- Brewing time one cup: 30 s
- Capacity water tank:  
0,8 L, 6 cups related  
to the recipe chosen
- Max. cup height: 100 mm
- Pump pressure: up to 19 bar
- Brewing time two cups: <60 s



# The collection



COD. MDL19 B - Plissé  
Design Michele De Lucchi (2024)

Espresso coffee capsule holder with 5 rotating shelves in thermoplastic resin, black. Suitable for holding up to 40 capsules compatible with Nespresso® machines.

cm 14,7x15 – h cm 23,7



COD. MDL19 GR - Plissé  
Design Michele De Lucchi (2024)

Espresso coffee capsule holder with 5 rotating shelves in thermoplastic resin, green. Suitable for holding up to 40 capsules compatible with Nespresso® machines.

cm 14,7x15 – h cm 23,7



COD. MDL19 W - Plissé  
Design Michele De Lucchi (2024)

Espresso coffee capsule holder with 5 rotating shelves in thermoplastic resin, white. Suitable for holding up to 40 capsules compatible with Nespresso® machines.

cm 14,7x15 – h cm 23,7



COD. MDL20 B - Plissé  
Design Michele De Lucchi (2024)

Capsule crusher in thermoplastic resin, black. Suitable for aluminium capsules compatible with Nespresso® and Vertuo® machines.

Ø cm 8,3 – h cm 14,3



COD. MDL13 B - Plissé  
Design Michele De Lucchi (2022)

Multi-function induction milk frother in thermoplastic resin, black. Jug in 18/10 stainless steel. European plug. 600 W.

cl 35 - cm 17x12 – h cm 22,5



COD. MDL13 G - Plissé  
Design Michele De Lucchi (2022)

Multi-function induction milk frother in thermoplastic resin, grey. Jug in 18/10 stainless steel. European plug. 600 W.

cl 35 - cm 17x12 – h cm 22,5



COD. MDL13 R - Plissé  
Design Michele De Lucchi (2022)

Multi-function induction milk frother in thermoplastic resin, red. Jug in 18/10 stainless steel. European plug. 600 W.

cl 35 - cm 17x12 – h cm 22,5



COD. MDL13 W - Plissé  
Design Michele De Lucchi (2022)

Multi-function induction milk frother in thermoplastic resin, white. Jug in 18/10 stainless steel. European plug. 600 W.

cl 35 - cm 17x12 – h cm 22,5

